



COMMERCIAL PRODUCT LINE

AFFINITY™ AND LX™ SERIES  
**WATER SOURCE/GEOTHERMAL  
HEAT PUMPS**



 **YORK®**

## York Affinity™ and LX™ Series Commercial Product Line


Built on a foundation of innovation and quality, York Affinity™ and LX™ Series Commercial Products are dependable and cost effective for any water source or geothermal commercial application. A wide range of capacities and features are available to offer the exact specifications needed for any job. And each and every unit is subjected to a rigorous battery of computerized run-tests so you can rest assured that every one meets or exceeds standards for efficiency, safety, and reliable operation.

Invest in the perfect combination of efficiency, flexibility, and environmental responsibility by installing York Affinity™ and LX™ Series Commercial Products.




### Typical Applications

York Affinity and LX Series products can be designed to fit into a variety of applications. These versatile systems are perfect for boiler/tower as well as geothermal and hybrid configurations.




#### Vertical Loop

The ideal choice when limited land surface is available. Well-drilling equipment is used to bore the 75 ft. to 300 ft. deep, small-diameter holes that will accommodate the loop.




#### Open Loop

These loop systems utilize ground water as a direct energy source. In ideal conditions an open loop application can be the most economical type of ground-source system.



#### Boiler/Tower

Where large ground-source systems are not viable, existing boiler/tower installations are often retrofitted. Hybrid systems use a ground-source loop coupled with down-sized conventional heat rejection or boiler/tower equipment.



#### Pond Loop

Very economical to install when an adequate body of water is available, because excavation costs are virtually eliminated. Coils of pipe are simply placed on the bottom of the nearby pond or lake.

### Federal Tax Incentives

With the Inflation Reduction Act, projects completed with a geothermal loop and heat pumps may qualify for:

- Up to 30% credit on system cost
- Up to 10% credit for domestic content
- Up to 10% credit for energy communities
- Up to \$5.81 per square foot tax deduction
- 5-year accelerated depreciation and a 1-year bonus depreciation



## Respected Name

There's a reason people trust us with the big jobs. We've been doing this a long time. Over 135 years, in fact. And we're constantly leading the industry in our design and our technology. No matter what the scale, chances are we've developed an efficient, durable and effective solution for it.



### LEED certification

The LEED system is a voluntary, consensus-based national standard for developing high-performance, sustainable buildings. The USGBC (United States Green Building Council), promotes buildings that are environmentally responsible, profitable and healthy places to work with these ratings. York water source & geothermal systems can contribute in several sections of LEED, including energy efficiency and IAQ, to help you achieve points and the ultimate status in green building.



### Efficiency

Water source/geothermal heat pumps are much more efficient than traditional heating and cooling systems. The York Affinity™ and LX™ Series commercial product line combines the latest technology for industry-leading efficiencies into compact cabinets to provide the perfect solution for any application.



### Reliable

York uses only the highest-quality components, design, and workmanship. Computer run-testing after assembly ensures that your equipment performs flawlessly at startup.



### Cost effective

A York water source/geothermal system is so efficient, usually any added costs are more than offset by annual energy savings. In fact, most building owners see an immediate positive return on investment.



### Flexible

A variety of sizes and configurations are available, so no matter your application, a York Affinity™ or LX™ will work for you.



### Versatile

No combustion or flames are used to operate a geothermal heat pump, making it a safe choice for your building. Our systems efficiently move heat from one area of the building to another where it can be utilized or rejected.



### Geothermal Solution

In geothermal applications, heat is efficiently harnessed or deposited in the earth for additional savings. Since our units don't burn expensive, polluting fossil fuels, they're the most environmentally responsible options available today. Installing geothermal can minimize acid rain threats, air pollution, and the greenhouse effect.



### LX™ Compact Series - 0.5 to 6 tons

17.0 EER | 3.5 COP

Overall efficiency, performance & features: ★★★

A value product line, the LX™ Compact Series is engineered to provide a small cabinet footprint while maintaining high efficiency as well as value-added features. It's an ideal solution for both retrofit and new construction applications and performs efficiently in both water loop and geothermal applications.



### Affinity™ Compact Series - 0.75 to 6 tons

30.0 EER | 4.8 COP

Overall efficiency, performance & features: ★★★★★

Perfect for retrofit and boiler/tower applications, the Affinity Compact Series offers industry-leading efficiencies in a small cabinet. More than twice as efficient as the ASHRAE 90.1 standard and featuring the Aurora generation of controls, the Affinity Compact Series is the perfect fit for any building. Options include hot gas bypass and reheat; factory-installed 24V motorized on/off water valve for VFD pumping with automatic internal water flow control; and high efficiency 5-Speed ECM, or variable speed ECM blower motors to fit your efficiency and comfort needs.



### Affinity™ Large Series - 7 to 30 tons

17.5 EER | 5.6 COP

Overall efficiency, performance & features: ★★★★★½

Available for both water source heat pump applications and extended range geothermal applications, the Affinity™ Large Series is an exceptional choice for large zones in commercial and institutional applications. Affinity Large Series units provide excellent performance, reliability, flexibility, and high efficiency while integrating easily with building automation systems.



### Affinity™ Console Series - 0.75 to 1.5 tons

16.0 EER | 3.5 COP

Overall efficiency, performance & features: ★★★

The Affinity Console Series is the ideal system for non-ducted applications like garages, sunrooms, hotels, or classrooms. It boasts high efficiencies and a wide range of options and capacities to fit any building need. A rotary compressor, high performance 3-speed blower motor, and an all-aluminum air coil provide impressive efficiencies and long-term reliability.



### Affinity™ Low Sill Series - 0.75 to 1.5 tons

14.3 EER | 3.0 COP

Overall efficiency, performance & features: ★★★★★

The Affinity Low Sill Series boasts many of the same features of the Affinity Console Series but also offers lower sill clearance. Fitting perfectly beneath windowsills, the Affinity Low Sill Series provides efficient heating and cooling for any application that doesn't require ductwork. The console is available in a variety of cabinet and piping configurations and utilizes the latest in component and design technology for ease of installation in any application.



### Affinity™ Hydronic Single Series - 2 to 5 tons

17.5 EER | 3.1 COP

Overall efficiency, performance & features: ★★★½

Providing efficient hot water generation, the Affinity Hydronic Single Series is perfect for radiant floor, process water installations, aquaculture, and pool/spa heating. It offers a wide range of operating temperatures, a compact size, and reversible control box and piping to allow for flexibility in any application. Available as heating only or heating/cooling models, the Affinity Hydronic Single Series boasts many quality components and exceptional hot water energy savings.



### Affinity™ Hydronic Dual Series - 10 to 15 tons

22.0 EER | 3.5 COP

Overall efficiency, performance & features: ★★★½

The Affinity Hydronic Dual Series is perfect for high volume hot water demands for any building application. Available in a wide range of capacities from 8 to 15 ton, the Affinity Hydronic Dual Series provides efficient hot water generation for radiant floor, process water installations, aquaculture, and pool/spa heating. Offering a wide range of temperatures, compact size, and piping flexibility, the Affinity Hydronic Dual Series boasts many quality components and exceptional hot water savings.



# Product Specifications



	<b>LX™ Compact Series</b>	<b>Affinity™ Compact Series</b>	<b>Affinity™ Large Series</b>	<b>Affinity™ Console Series</b>	<b>Affinity™ Low Sill Series</b>	<b>Affinity™ Hydronic Single Series</b>	<b>Affinity™ Hydronic Dual Series</b>
<b>Style</b>	Water to Air	Water to Air	Water to Air	Water to Air	Water to Air	Water to Water	Water to Water
<b>Capacity Range (Tons)</b>	0.5 - 6	0.75 - 6	7 - 30	0.75 - 1.5	0.75 - 1.5	2 - 5	10 - 15
<b>Sizes Available (Tons)</b>	0.5, 0.75, 1, 1.25, 1.5, 2, 2.5, 3, 3.5, 4, 5, 6	0.75, 1, 1.25, 1.5, 2, 2.5, 3, 3.5, 4, 5, 6	7, 8, 10, 12, 13, 15, 20, 25, 30	0.75, 1, 1.25, 1.5	0.75, 1, 1.25, 1.5	2, 3.5, 4, 5	10, 12, 15
<b>Efficiency Water Loop Heat Pump</b>	13.2 - 14.7 EER 4.3 - 4.9 COP	15.0 - 21.6 EER 4.8 - 6.4 COP	12.1 - 17.5 EER 4.0 - 5.6 COP	12.3 - 13.6 EER 4.3 - 4.9 COP	12.2 EER 4.3 - 4.4 COP	12.3 - 15.5 EER 4.2 - 4.8 COP	13.3 - 15.8 EER 3.9 - 4.6 COP
<b>Ground Loop Heat Pump</b>	15.6 - 17.0 EER 3.3 - 3.5 COP	17.0 - 30.0 EER 3.7 - 4.8 COP	14.0 - 25.0 EER 3.2 - 4.2 COP	14.2 - 16.0 EER 3.1 - 3.5 COP	13.5 - 14.3 EER 2.8 - 3.0 COP	14.0 - 17.5 EER 2.9 - 3.1 COP	15.8 - 22.0 EER 2.7 - 3.5 COP
<b>Compressor</b>	Rotary or Scroll	Rotary or Scroll	Dual Scroll	Rotary	Rotary	Scroll	2 - Scroll
<b>Blower</b>	5-Speed ECM	5-Speed ECM, Variable speed ECM	Variable Speed ECM - Backward Inclined	3-Speed ECM	(ECM on 15 & 18)	N/A	N/A
<b>Cabinet Configuration</b>	Vertical upflow or Horizontal	Vertical Upflow or Horizontal	Vertical Horizontal Vertical Take-Apart	Console: Floor Mount, Slope Top, Chassis Only, Extended Slope Top, Flat Top	Console: Floor Mount, Slope Top, Chassis Only, Flat Top	Compact Unit	Compact Unit: Top & Back mounted water connections. Field switchable control box.
<b>Control Type</b>	Aurora Base	Aurora Base	Aurora Base	Aurora Base	Aurora Base	Aurora Base	Aurora Base
<b>Hot Water Generator (Coil Only)</b>	N/A	015 - 070 Vertical only	N/A	N/A	N/A	040 - 075 models only	N/A
<b>Available Voltages</b>	208-230/60/1 265/60/1 208-230/60/3 460/60/3 575/60/3	208-230/60/1 265/60/1 208-230/60/3 460/60/3 575/60/3	208-230/60/3 460/60/3 575/60/3	208-230/60/1 265/60/1	208-230/60/1 265/60/1	208-230/60/1 265/60/1 208-230/60/3 460/60/3 575/60/3	208-230/60/1 208-230/60/3 460/60/3 575/60/3
<b>Air Coil Construction</b>	All Aluminum	All Aluminum	All Aluminum	All Aluminum	All Aluminum	N/A	N/A
<b>Factory Installed Options</b>	<ul style="list-style-type: none"> <li>- Coated Coil</li> <li>- Flow regulator</li> <li>- Internal 2 way valve</li> <li>- Internal non-fused disconnect</li> <li>- MERV 13 2" filter</li> <li>- Sound Kit</li> <li>- Stainless Steel Drain Pan</li> </ul>	<ul style="list-style-type: none"> <li>- Coated Coil</li> <li>- Flow regulator</li> <li>- Hot gas bypass</li> <li>- Hot gas reheat</li> <li>- Internal 2 way valve</li> <li>- MERV 13 2" filter</li> <li>- Sound Kit</li> <li>- Stainless steel drain pans</li> </ul>	<ul style="list-style-type: none"> <li>- Coated Coil</li> <li>- Hot gas bypass</li> <li>- Hot gas reheat</li> <li>- MERV 13 2" filter</li> <li>- Sound Kit</li> <li>- Stainless steel drain pans</li> </ul>	<ul style="list-style-type: none"> <li>- Coated Coil</li> <li>- 1-3 kW boilerless electric heat</li> <li>- Remote wall thermostat</li> <li>- Sound Kit</li> <li>- Unit mounted thermostat</li> </ul>	<ul style="list-style-type: none"> <li>- Coated Coil</li> <li>- Remote wall thermostat</li> <li>- Sound Kit</li> <li>- Unit mounted thermostat</li> </ul>	<ul style="list-style-type: none"> <li>- Copper or Cupronickel coaxial heat exchangers</li> </ul>	<ul style="list-style-type: none"> <li>- Back or Top water connection</li> <li>- Front or back control box location</li> </ul>



The York brand of Johnson Controls, Inc. ©2025 Johnson Controls, Inc. ©2025 WFI  
5005 York Drive, Norman, OK 73069  
Subject to change without notice. All rights reserved.

09/25  
**BCMS-0037Y**



Learn more at [yorkgeothermal.com](http://yorkgeothermal.com)